



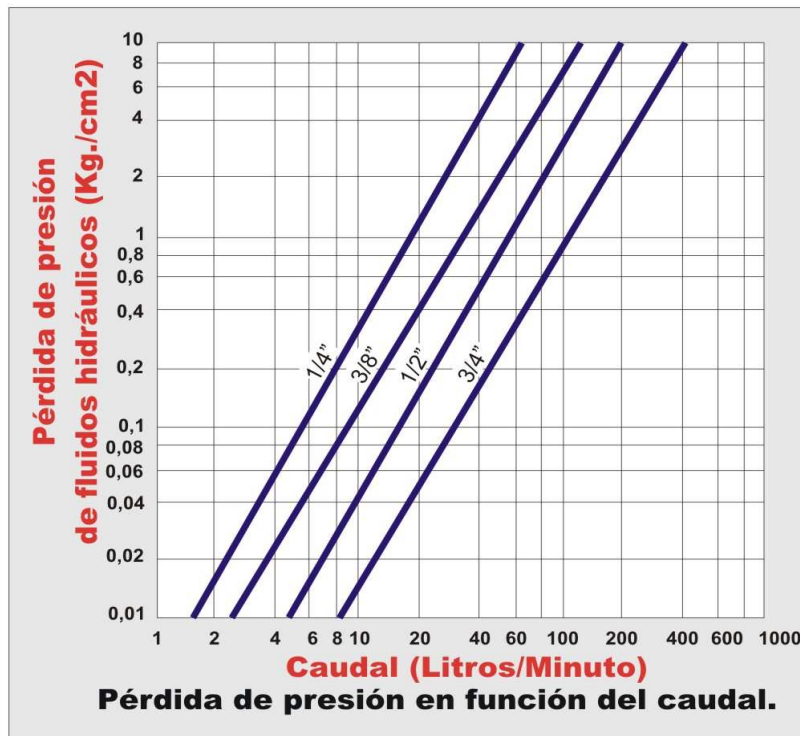
hidroaccesorios s.a.


Bv.Los Alemanes 3131-B° Los Boulevares - T.E./Fax.(54)(0351) 4750080-4750548-4750173 - Córdoba (5147) - Rep.Argentina

ACOPLES HIDRAULICOS (Cierre en Punta)




Acoples rápidos con cierre válvula en punta







CUERPO ROSCA INTERIOR METRICA							
PLANO N°	D	d	R Rosca	L	L1	Ex. Exagono	Precio U\$\$
10242	46,0	23,0	M 33x1,5	100,0	41,0	41,2	




CUERPO ROSCA INTERIOR METRICA						
PLANO N°	D	R Rosca	L	L1	Ex. Exagono	Precio U\$\$
10243	21,8	M 33x1,5	101,0	35,5	41,2	




CUERPO ROSCA INTERIOR						
PLANO N°	Referencia	D	d	L	R Rosca UNF	Precio U\$S
10250 P/VACIO	PCH 1/4 - VACIO	28,6	16,0	58,5	1/4 - 18	
10250-9/16UNF	PCH 9/16	28,6	16,0	58,5	9/16 - 18h	



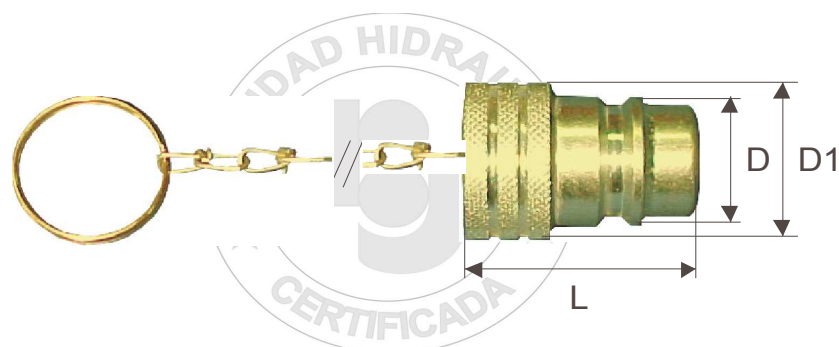
NIPLE ROSCA INTERIOR					
PLANO N°	Referencia	D	L	R Rosca UNF	Precio U\$S
10251-9/16UNF	PNH 9/16	15,6	39	9/16 - 18h	




CUERPO ROSCA INTERIOR						
PLANO N°	Referencia	D	d	L	R Rosca NPT	Precio U\$S
10250	PCH 1/4	28,6	16,0	58,5	1/4 - 18	
10252	PCH 3/8	35,0	20,9	67,0	3/8 - 18	
10254	PCH 1/2	38,0	23,9	68,3	1/2 - 14	
10256	PCH 3/4	55,5	32,9	88,5	3/4 - 14	
10258	PCH 1	63,0	40,8	106,5	1 - 11 1/2	



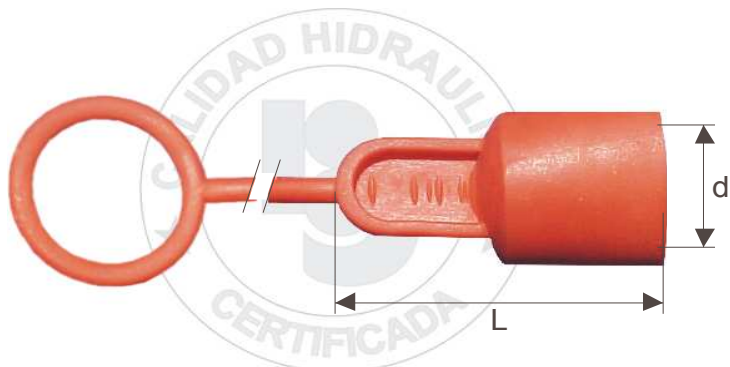
NIPLE ROSCA INTERIOR					
PLANO N°	Referencia	D	L	R Rosca NPT	Precio U\$S
10251	PNH 1/4	15,6	39	1/4 - 18	
10253	PNH 3/8	20,7	43	3/8 - 18	
10255	PNH 1/2	23,8	46	1/2 - 14	
10257	PNH 3/4	32,7	46	3/4 - 14	
10259	PNH 1	40,1	65,5	1 - 11 1/2	



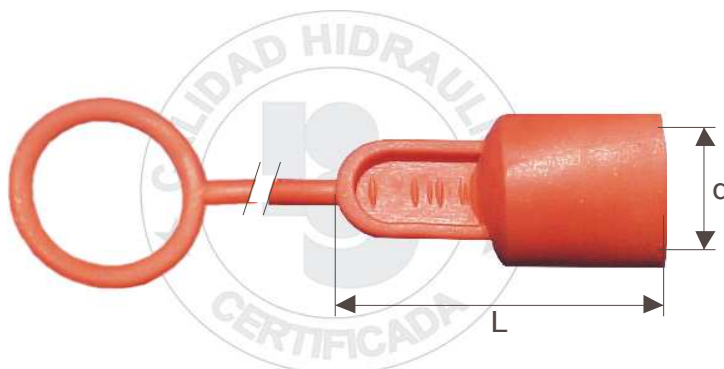
TAPA CUERPO ACOPLE DE ACERO					
PLANO N°	Referencia	D	D1	L	Precio U\$S
10261	PTM 1/4	16,0	19	36	
10263	PTM 3/8	20,9	24	40	
10265	PTM 1/2	23,9	29	46	
10267	PTM 3/4	32,9	35	53	




TAPA NIPLE ACOPLE DE ACERO					
PLANO N°	Referencia	D	d	L	Precio U\$S
10260	PTH 1/4"	20	15,6	30	
10262	PTH 3/8"	29	20,7	36	
10264	PTH 1/2"	32	23,8	36	
10266	PTH 3/4"	42	32,7	42	



TAPA CUERPO ACOUPLE DE PLASTICO O GOMA					
PLANO N°	Referencia	d	L	Material	Precio U\$S
10272	PTHP 1/4	15,6	52,0	Plástico	
10262/G	PTHG 3/8	20,7		Goma	
10166	PTHP 1/2	23,8	55,0	Plástico	
10266/G	PTHG 3/4	32,7		Goma	




TAPA CUERPO ACOUPLE DE PLASTICO O GOMA					
PLANO N°	Referencia	d	L	Material	Precio U\$S
10272	PTHP 1/4	15,6	52,0	Plástico	
10262/G	PTHG 3/8	20,7		Goma	
10166	PTHP 1/2	23,8	55,0	Plástico	
10266/G	PTHG 3/4	32,7		Goma	




NIPLE ROSCA CONICA EXTERIOR					
PLANO N°	D	R Rosca NPT	L	L1	Precio U\$S
10251 M	14,4	1/4" x 18	31,45	23,24	

APLICACIÓN: PARA EXPANSORES DE ALTA PRESION




CUERPO ACOPLE LENTO ROSCA INTERIOR							
PLANO N°	Referencia	D	d	L	R Rosca NPT	R1	Precio U\$S
10274 H	PCHL 1/4	25,0	14,5	52,0	1/4 - 18	1" - 14	
10274 C	PCHL 1/4	25,0	14,5	52,0	1/4 - 18	1" - 12	




NIPLE ACOPLE LENTO ROSCA INTERIOR						
PLANO N°	Referencia	D	L	R Rosca NPT	R1	Precio U\$S
10275 H	PNHL 1/4	14,3	32,0	1/4 - 18	1" - 14	
10275 C	PNHL 1/4	14,3	32,0	1/4 - 18	1" - 12	



CUERPO ACOPLE LENTO ROSCA INTERIOR						
PLANO N°	D	d	R Rosca NPT	L	Ex. Exagono	Precio U\$\$
10296 H	35,0	19,0	3/8" x 18	72,0	31,7	
10298 H	35,0	19,0	1/2" x 14	72,0	31,7	




CUERPO ACOPLE LENTO ROSCA INTERIOR						
PLANO N°	D	d	R Rosca NPT	L	Ex. Exagono	Precio U\$\$
10296 M	35,0	19,0	3/8" x 18	72,0	25,4	
10298 M	35,0	19,0	1/2" x 14	72,0	25,4	

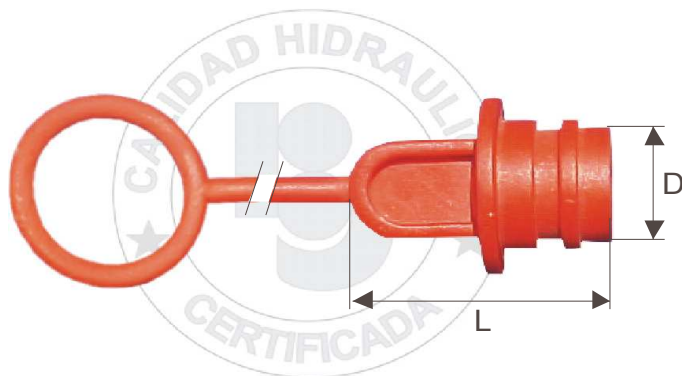


NIPLE ACOPLE LENTO ROSCA INTERIOR					
PLANO N°	D	D1	R Rosca NPT	L	Precio U\$S
10297	19,0	28,0	3/8" x 18	42,00	
10299	19,0	28,0	1/2" x 14	42,00	

Compatibles Modelos H de Parker




CUERPO ROSCA INTERIOR								
PLANO N°	Referencia	D	d	L	L1	Ec. Entrecara	R Rosca NPT	Precio U\$S
10348	PCH 1/8	24,7	12,6	48,5	16,9	14,1	1/8 - 27	
10350	PCH 1/4	28,7	15,9	58,0	17,8	20,5	1/4 - 18	
10352	PCH 3/8	36,3	20,3	63,3	20,1	22,4	3/8 - 18	
10354	PCH 1/2	44,8	25,9	71,3	25,5	28,3	1/2 - 14	
10356	PCH 3/4	54,0	33,0	90,8	31,0	33,3	3/4 - 14h	
10358	PCH 1	63,5	40,7	107,0	32,8	40,8	1 - 11 1/2	

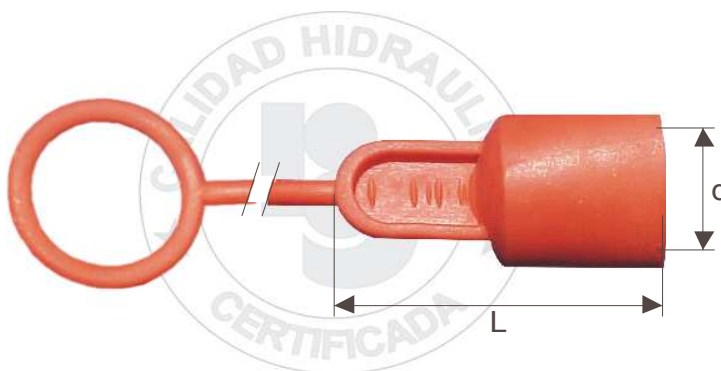


TAPA CUERPO ACOPLE DE PLASTICO O GOMA					
PLANO N°	Referencia	D	L	Material	Precio U\$S
10273	PTMP 1/4	16,0	43,6	Plástico	
10263/G	PTMG 3/8	20,9		Goma	
10167	PTMP 1/2	23,9	44,0	Plástico	
10267/G	PTMG 3/4	32,9		Goma	

Compatibles Modelos H de Parker




NIPLE ROSCA INTERIOR					
PLANO N°	Referencia	D	L	R Rosca NPT	Precio U\$S
10349	PNH 1/8	11,8	29,5	1/8 - 27	
10351	PNH 1/4	15,4	36,1	1/4 - 18	
10353	PNH 3/8	19,8	38,2	3/8 - 18	
10355	PNH 1/2	25,4	44,5	1/2 - 14	
10357	PNH 3/4	32,7	53,4	3/4 - 14h	
10359	PNH 1	40,1	65,5	1 - 11 1/2	



TAPA CUERPO ACOPLE DE PLASTICO O GOMA					
PLANO N°	Referencia	d	L	Material	Precio U\$S
10272	PTHP 1/4	15,6	52,0	Plástico	
10262/G	PTHG 3/8	20,7		Goma	
10166	PTHP 1/2	23,8	54,0	Plástico	
10266/G	PTHG 3/4	32,7		Goma	



CUERPO ACOPLE LENTO ROSCA INTERIOR - ADAPTACION BOBCAT							
PLANO N°	Referencia	Ex.	d	L	R	R1	U\$S
10370	PCHL	36	28,0	83	M42x2	3/4" NPT	
10372	PCHLO	36	28,0	83	M42x2	1 1/16" UNF	



NIPLE ACOPLE LENTO ROSCA INTERIOR - ADAPTACION BOBCAT									
PLANO N°	Referencia	D	d	L	L1	R	R1	Ex.	U\$S
10371	PNHL	48	27,0	72	40	M42x2	3/4" NPT	36,0	
10373	PNHLO	48	27,0	72	40	M42x2	1 1/16" UNF	36,0	